

Unit 7 - Weeks 1 & 2

Spelling & Vocab Word Work 2nd Grade



This book is copyrighted.

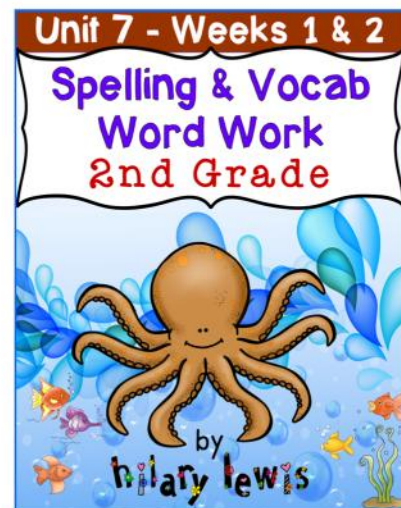
- This book is not for resale or distribution.
- This book may not be stored on any other web server.
- It may not be given away at any website or group, through any newsletter, or in any other form.

Permission is granted

- to store on your personal computer,
- to reproduce the printable pages of this book for home schooling or for your individual classroom use **ONLY**.

Copying any part of this product and placing it on the internet in any form (even a personal/classroom website) is strictly forbidden and is a violation of the Digital Millennium Copyright Act (DMCA). These items can be picked up in a google search and then shared worldwide for free.

Created by Hilary Lewis © 2014
All rights reserved
www.rockinteachermaterials.com



Pages



Contents



4-6	Examples of Activities in This Packet
7-8	Spelling Word Posters 7.1 & 7.2
9	Spelling Homework Packet Cover
10-11	Top Secret Spelling Worksheets 7.1 & 7.2
12-15	Shape-A-Word Worksheet 7.1 & 7.2
16-19	Say-Trace-Write Spelling Practice 7.1 & 7.2
20-23	Top Secret Spelling Cards 7.1
24-27	Top Secret Spelling Cards 7.2
28-37	QR Code Spelling Words 7.1
38-47	QR Code Spelling Words 7.2
48-50	Vocabulary Puzzles 7.1 & 7.2
51	Thank you and Credits

Post a copy of the weekly spelling words so children may use them as a reference for their learning activities.

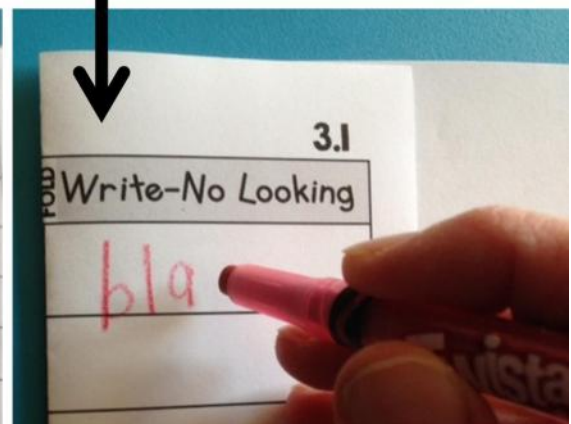
Spelling Words 1-1

maps	ham	dig
fix	by	day
do	help	people
then	there	what
bad	gas	fan
kids'	rip	wags

Trace Write Fold

Write - No Peeking

Name	Say the Word	Say & Trace	Say & Copy	Date
	blame	blame	blame	3.1
	scrape	scrape		
	exhale	exhale		
	update	update		
	live	live		
	feel	feel		



Check the word!

Name	Say the Word	Say & Trace	Say & Copy	Date
	blame	blame	blame	3.1
	scrape	scrape		
	exhale	exhale		

Students copy their spelling words into the boxes, one letter at a time. They then color the shape of the word.

Shape - A - Word

Name

Date

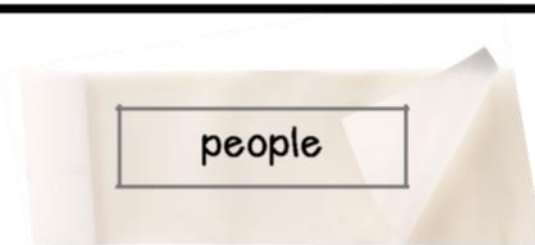
maps																					
					m	a	p	s													



Cut the entire strip of each word out. Do NOT cut out the individual pieces of the puzzle. Tape the correct word on the back of the scrambled word before laminating.

a

l b c e c a c m

3.1





The opposite
of far is ____.



Your kids can use these cards with or without a QR scanner. If you want the cards to be self-checking, you can write the answer on the back.

To use the QR codes, just download a free QR reader app on your favorite device. After the kids write the words, just scan and check!

Spelling Words 7-1

unsafe

mistreat

dusty

easily

animal

ball

eye

few

food

large

might

move

number

often

unhurt

rename

misbehave

mighty

softly

graceful

Spelling Words 7-2

cookie

thread

fault

drawing

along

change

enough

head

own

pick

room

small

sometimes

stay

notebook

daughter

rough

tough

saucer

crawl

Name: _____

Spelling Homework Spotlight

For the week of: _____

Due: _____

Complete all the activities in this packet to help you practice your spelling words for the week.

Remember to use your best handwriting!

Please remember to return this packet to your teacher!







Top Secret Spelling 7.1




Name _____







Date _____




Use the beginning letter of each picture to figure out your spelling words.






			









					






					





					






		





				






							




				









			







				







			







				







		







							










					

unsafe	mistreat	dusty	easily	animal
ball	eye	few	food	large
might	move	number	often	unhurt
rename	misbehave	mighty	softly	graceful

Top Secret Spelling 7.2



Name _____

Date _____

Use the beginning letter of each picture to figure out your spelling words.

cookie	thread	fault	drawing	along
change	enough	head	own	pick
room	small	sometimes	stay	notebook
daughter	rough	tough	saucer	crawl

Name

Date

unsafe

mistreat

dusty

easily

animal

ball

eye

few

food

large

Name

Date

might

move

number

often

unhurt

rename

misbehave

mighty

softly

graceful

Name

Date

cookie

thread

fault

drawing

along

change

enough

head

own

pick

Name

Date

room

small

sometimes

stay

notebook

daughter

rough

tough

saucer

crawl

Name

Date

7.1

Say the Word	Say & Trace	Say & Copy	Write-No Looking
unsafe	unsafe		
mistreat	mistreat		
dusty	dusty		
easily	easily		
animal	animal		
ball	ball		
eye	eye		
few	few		
food	food		
large	large		

Name

Date

7.1

Say the Word	Say & Trace	Say & Copy	Write-No Looking
might	might		
move	move		
number	number		
often	often		
unhurt	unhurt		
rename	rename		
misbehave	misbehave		
mighty	mighty		
softly	softly		
graceful	graceful		

Name

Date

7.2

Say the Word	Say & Trace	Say & Copy	Write- No Looking
cookie	cookie		
thread	thread		
fault	fault		
drawing	drawing		
along	along		
change	change		
enough	enough		
head	head		
own	own		
pick	pick		

Name

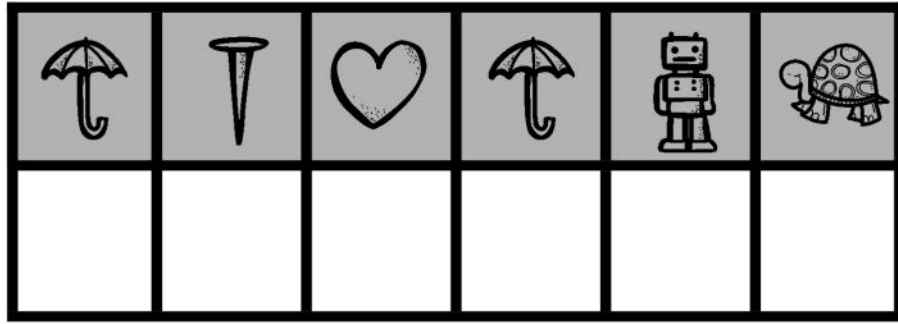
Date

7.2

Say the Word	Say & Trace	Say & Copy	Write- No Looking
room	room		
small	small		
sometimes	sometimes		
stay	stay		
notebook	notebook		
daughter	daughter		
rough	rough		
tough	tough		
saucer	saucer		
crawl	crawl		


a

7.1




b

7.1



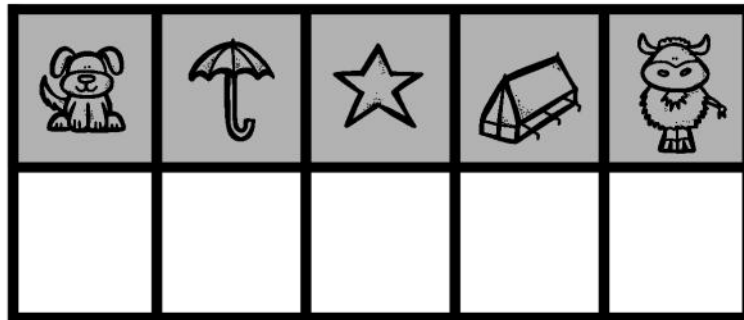
c

7.1




d

7.1




e

7.1






7.1



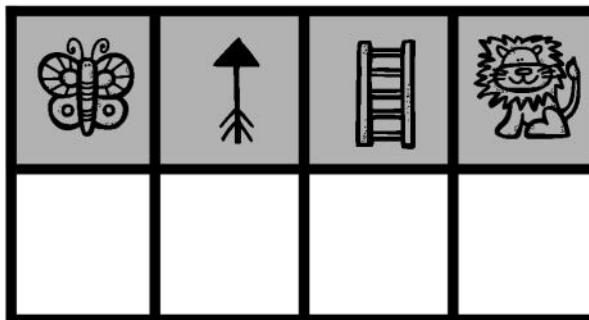
7.1




7.1



7.1








7.1










7.1











7.1






7.1












7.1



7.1



7.1



7.1



7.1




7.1



7.1

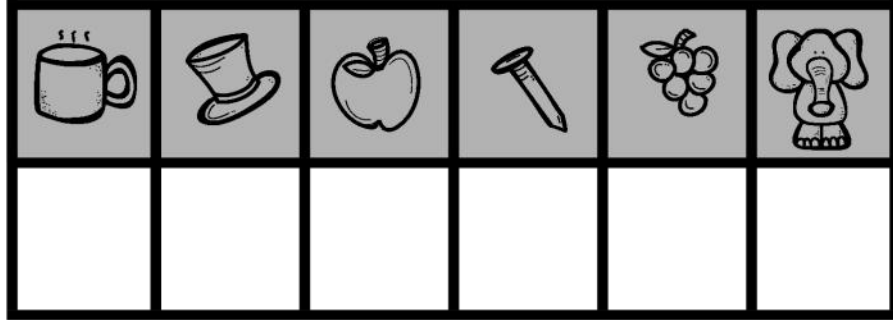
a

7.2




b

7.2




c

7.2



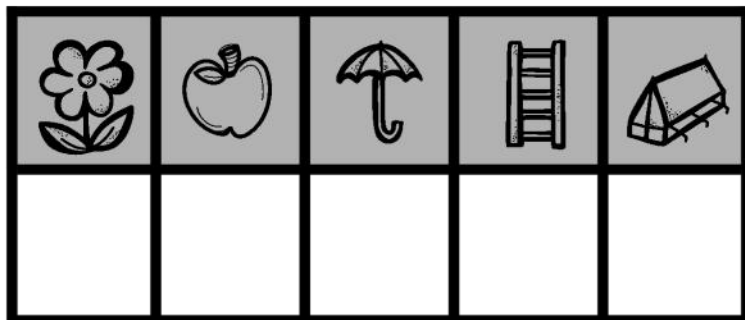
d

7.2




e

7.2




f

7.2




g

7.2



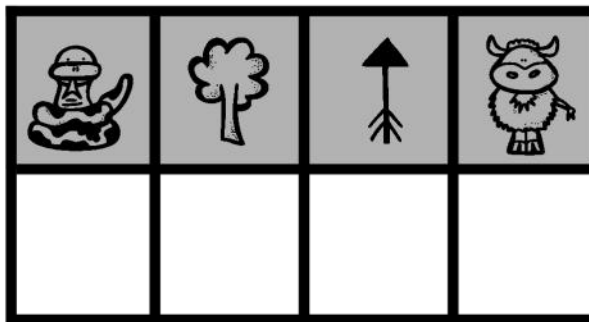
h

7.2




i

7.2








j

7.2








k

7.2









l

7.2





m

7.2










n

7.2







o

7.2









7.2








7.2








7.2










7.2

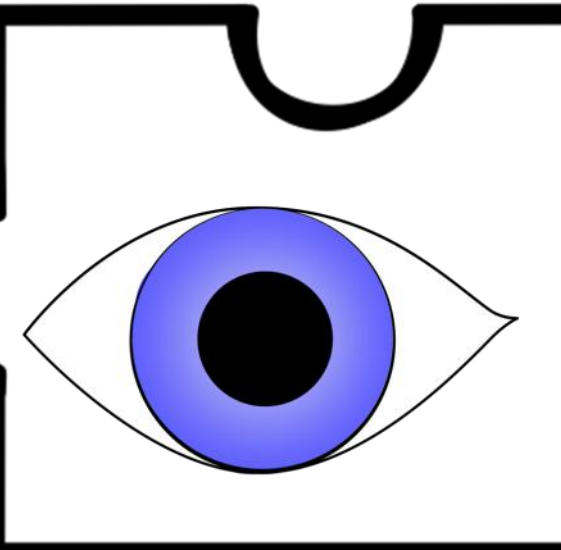
				




7.2

7.1



7.1



7.1



7.1



7.1



My family _____
go on
vacation.



7.1



The _____
superhero
saved
the day.



7.1



7.1



You must _____
when you
exercise.



7.1



7.1



The
table
is _____.



7.1




7.1



Sarah
is —
when she
dances.




7.1



small

7.1



Tom
whispers

7.1



many



7.1



hurt



7.1



7.1



He _
does the splits.



7.1




Max
eats
apples
—.




7.1



7.2



7.2



7.2



7.2




7.2



The toad's skin
is _____.



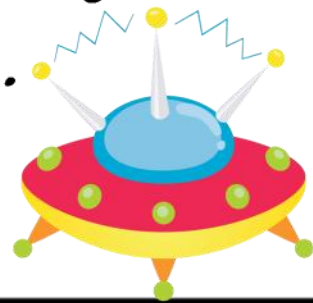
7.2




7.2



The flying _____
landed.



7.2



7.2




It
wasn't
my _____.



7.2



large



7.2



You
need to ___ home.



7.2



This is
my ___.



7.2



She looks _____.



7.2



I'll help you

_____ them
up.



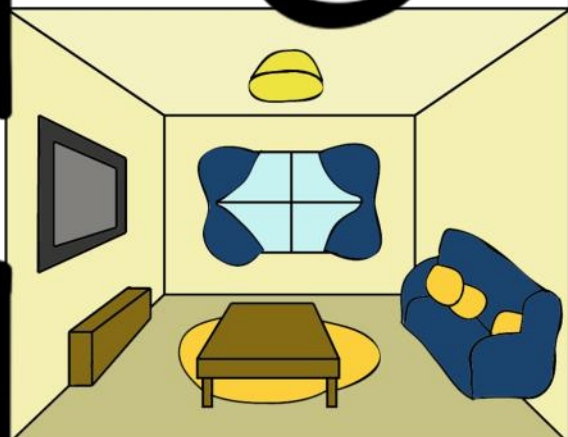
7.2



I
need to
— my
clothes.



7.2



7.2



There are trees
— the road.



7.2



I have
— apples!



7.2



I have my

puppy.



7.2



_____ I
ride
my
horse.






accept

When you accept something, you take a thing that is offered to you.

- Her mother accepts the flowers and a hug.

7.1 & 7.2




chain

A chain is a series of things that are connected.

- Food chains show how animals and plants are connected.

7.1 & 7.2



connect

To connect things means to link or join them together.

- He connects the wires to make the computer to work.

7.1 & 7.2




important

If something is important, you care a lot about it.

- Firefighters have an important job.

7.1 & 7.2



necessary

When something is necessary, it is absolutely needed.

- A seatbelt is necessary to stay safe in a car.

7.1 & 7.2




others

Others are people apart from you.

- Casey stands away from the others.

7.1 & 7.2



relate

When things relate to each other, there is a connection between them.

- All the questions relate to what our teacher taught us.

7.1 & 7.2



vegetation

Vegetation is all the plants of an area.

- The forest floor is covered with vegetation.

7.1 & 7.2



role

Something's role is its job or purpose.


- The guide dog's role is to help lead the blind man.

7.1 & 7.2



- ---

7.1 & 7.2



wildlife

Animals that live in their natural environment are wildlife.

- Different wildlife live in different parts of the world.

7.1 & 7.2



- ---

7.1 & 7.2

Thank you!

Thanks for purchasing these spelling, vocab, and grammar activities to go along with National Geographic's 'Reach for Reading Series, Grade 2.' Shoot me an email if you have any questions or comments. hilary35t@gmail.com

If you get the chance, I would love for you to follow me and sign up for my newsletter. If you click the pics below, you will be right there! When you sign up for my newsletter, you will receive a dictionary for kids FREE in your first edition. It's an awesome resource for many grade levels! I hope you enjoy your newsletter FREEBIE!! Be sure to check out the awesome clip artists too!



Subscribe to



Thanks again!

Hilary